

## Effort Tracking App

- Do you wish you had clear, data-backed insights into your students' growth and efficacy?
- Are you looking for a reliable system to recognise and encourage all students' efforts?
- Would you like to motivate and nurture low-achieving as well as high-achieving students?
- Do you want to foster a growth-mindset in your students and teachers?

We are delighted to introduce you to our Student Effort Tracking App, developed and extensively tested in two Sydney secondary schools.



Effort Tracking is a school-wide, evidence-based approach for tracking student effort, using a groundbreaking methodology, combining teacher grading with student self-assessment.

Students track their effort with engaging, interactive dashboards, using their data to align their perception of diligence, engagement and behaviour with that of their teachers.



Effort Tracking, functions as a stand-alone, cloud-based system which complements any existing school database or LMS and can be easily integrated into existing school structures.

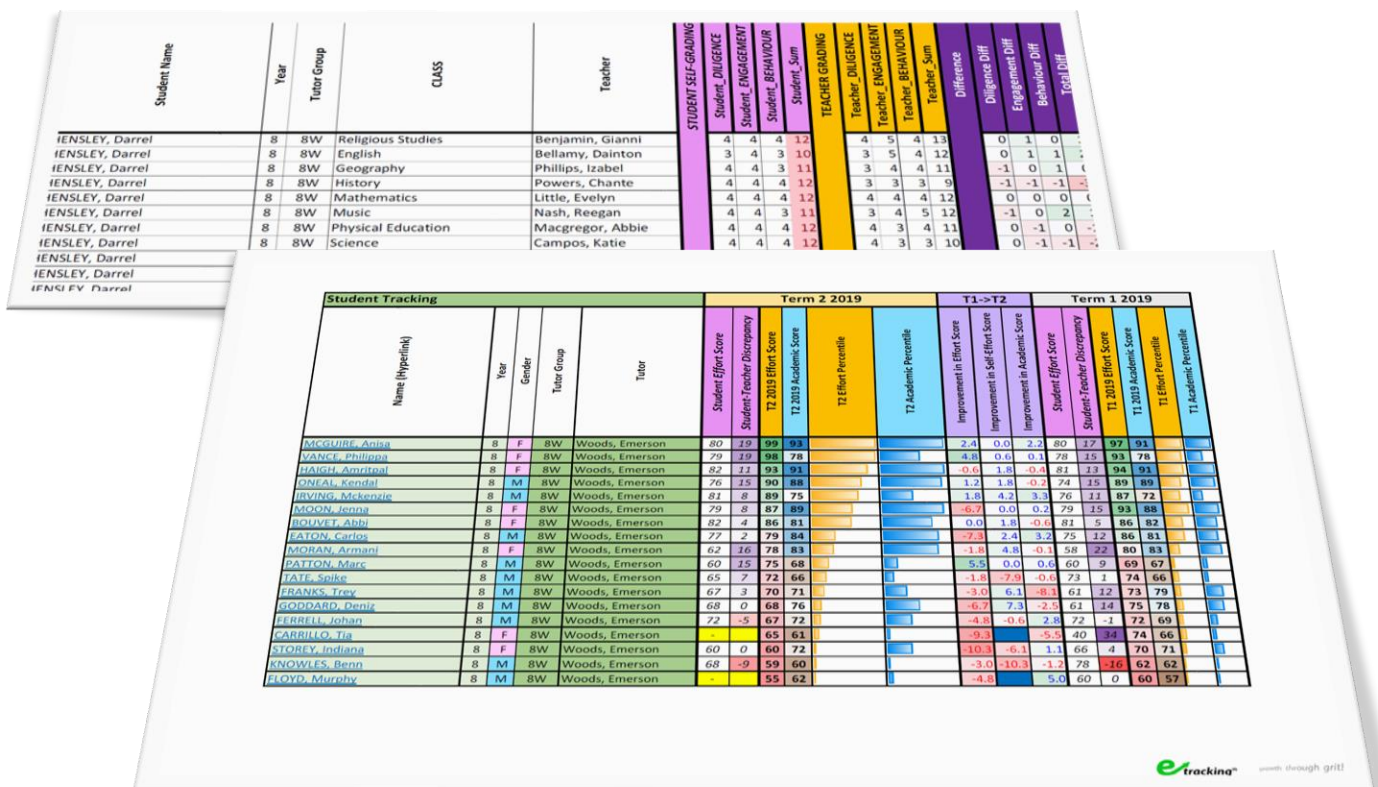
The App is fully customisable and easily managed by school administrators.

Schools can choose to integrate Effort Tracking with existing reporting structures or keep it as a separate, 'formative reporting' process.

Effort Tracking also has the capability to measure and track student achievement using a propriety-generated academic score, based on the previous 12 months' of academic data. This optional feature allows teachers to have a 360 degree perspective of their students' progress.

## Student Insights

Teachers use Effort Tracking data for rich, goal-setting conversations with students, at the beginning of each term, with the help of easy-to-interpret summary sheets.



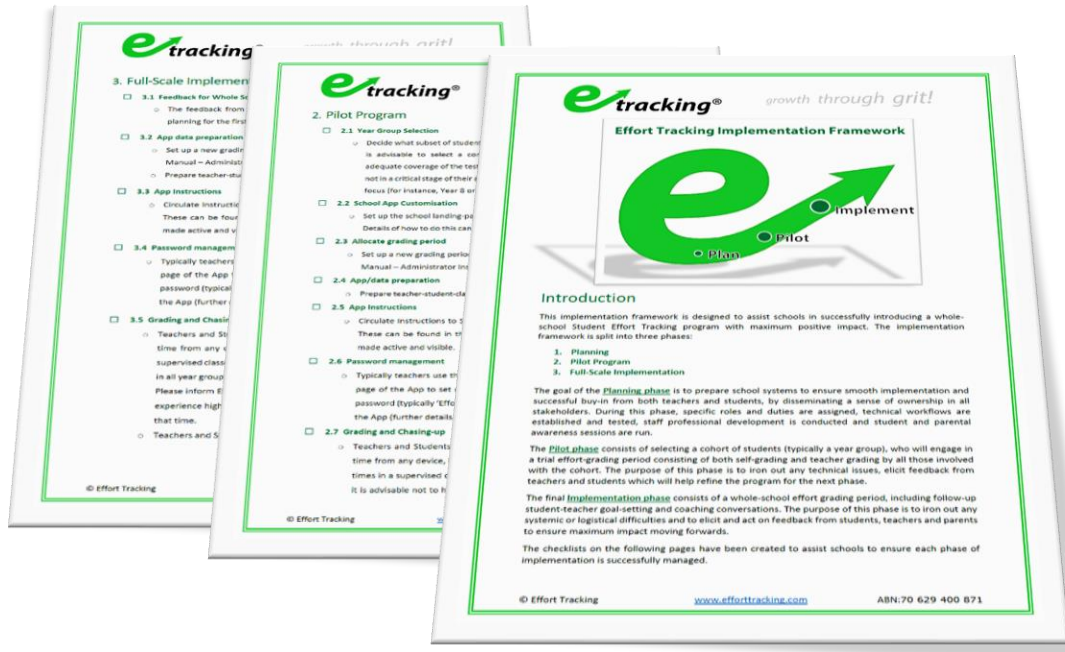
Student Name	Year	Tutor Group	CLASS	Teacher	STUDENT SELF-GRADING				TEACHER GRADING				Difference			
					Student_DILIGENCE	Student_ENGAGEMENT	Student_BEHAVIOUR	Student_Sum	Teacher_DILIGENCE	Teacher_ENGAGEMENT	Teacher_BEHAVIOUR	Teacher_Sum	Diligence Diff	Engagement Diff	Behaviour Diff	Total Diff
IENSLEY, Darrel	8	8W	Religious Studies	Benjamin, Gianni	4	4	4	12	4	5	4	13	0	1	0	1
IENSLEY, Darrel	8	8W	English	Bellamy, Dainton	3	4	3	10	3	5	4	12	0	1	1	2
IENSLEY, Darrel	8	8W	Geography	Phillips, Isabel	4	4	3	11	3	4	4	11	1	0	1	4
IENSLEY, Darrel	8	8W	History	Powers, Chante	4	4	4	12	3	3	3	9	-1	-1	-1	-3
IENSLEY, Darrel	8	8W	Mathematics	Little, Evelyn	4	4	4	12	4	4	4	12	0	0	0	0
IENSLEY, Darrel	8	8W	Music	Nash, Reegan	4	4	3	11	3	4	5	12	-1	0	2	1
IENSLEY, Darrel	8	8W	Physical Education	Macgregor, Abbie	4	4	4	12	4	3	4	11	0	-1	0	-1
IENSLEY, Darrel	8	8W	Science	Campos, Katie	4	4	4	12	4	3	3	10	0	-1	-1	-2

Student Tracking					Term 2 2019				T1->T2				Term 1 2019						
Name (Hyperlink)	Year	Gender	Tutor Group	Tutor	Student Effort Score	Student-Teacher Discrepancy	T2 2019 Effort Score	T2 Effort Percentile	T2 Academic Percentile	Improvement in Effort Score	Improvement in Self-Effort Score	Improvement in Academic Score	Student Effort Score	Student-Teacher Discrepancy	T1 2019 Effort Score	T1 2019 Academic Score	T1 Effort Percentile	T1 Academic Percentile	
<a href="#">MCCUIRE, Anika</a>	8	F	8W	Woods, Emerson	80	19	99	93		-2.4	0.0	-2.80	17	97	91				
<a href="#">DANIEL, Phillipa</a>	8	F	8W	Woods, Emerson	79	19	98	78		4.8	0.0	0.17	15	93	78				
<a href="#">HAIGH, Amritpal</a>	8	F	8W	Woods, Emerson	82	17	93	91		-0.6	1.8	-0.4	81	13	94	91			
<a href="#">ONEAL, Kendal</a>	8	M	8W	Woods, Emerson	76	15	90	88		1.2	1.8	-0.7	74	15	89	89			
<a href="#">IRVING, McKenzie</a>	8	M	8W	Woods, Emerson	81	8	89	75		1.8	4.2	3.3	76	11	87	72			
<a href="#">MOON, Jenna</a>	8	F	8W	Woods, Emerson	79	8	87	89		-6.7	0.0	0.2	79	15	93	88			
<a href="#">BOUYE, Abbi</a>	8	F	8W	Woods, Emerson	82	4	86	81		0.0	1.8	-0.5	81	5	86	82			
<a href="#">RATON, Carlos</a>	8	M	8W	Woods, Emerson	77	2	79	84		-7.3	2.4	3.2	75	12	86	81			
<a href="#">MORAN, Armani</a>	8	F	8W	Woods, Emerson	62	16	78	83		-1.8	4.8	-0.1	58	22	80	83			
<a href="#">RATTON, Marc</a>	8	M	8W	Woods, Emerson	60	15	75	68		5.5	0.0	0.6	60	9	69	67			
<a href="#">TATE, Spike</a>	8	M	8W	Woods, Emerson	65	7	72	66		-1.8	-7.9	-0.6	73	1	74	66			
<a href="#">FRANKS, Trey</a>	8	M	8W	Woods, Emerson	67	3	70	71		-3.0	6.1	-8.1	61	12	73	79			
<a href="#">GODDARD, Deniz</a>	8	M	8W	Woods, Emerson	68	0	68	76		-6.7	7.3	-2.5	61	14	75	78			
<a href="#">FERRILL, John</a>	8	M	8W	Woods, Emerson	72	-5	67	72		-4.8	-0.6	2.8	72	-1	72	69			
<a href="#">CARRILO, Tig</a>	8	F	8W	Woods, Emerson	65	6	65	61		-9.3	-6.1	-5.5	40	4	74	66			
<a href="#">STOREY, Indiana</a>	8	F	8W	Woods, Emerson	60	0	60	72		-10.3	-6.1	-1.1	66	4	70	71			
<a href="#">KNOWLES, Benn</a>	8	M	8W	Woods, Emerson	68	-9	59	60		-3.0	-10.3	-1.2	78	-16	62	62			
<a href="#">FLOYD, Murphy</a>	8	M	8W	Woods, Emerson	-	-	55	62		-	-	-	50	60	0	60	57		

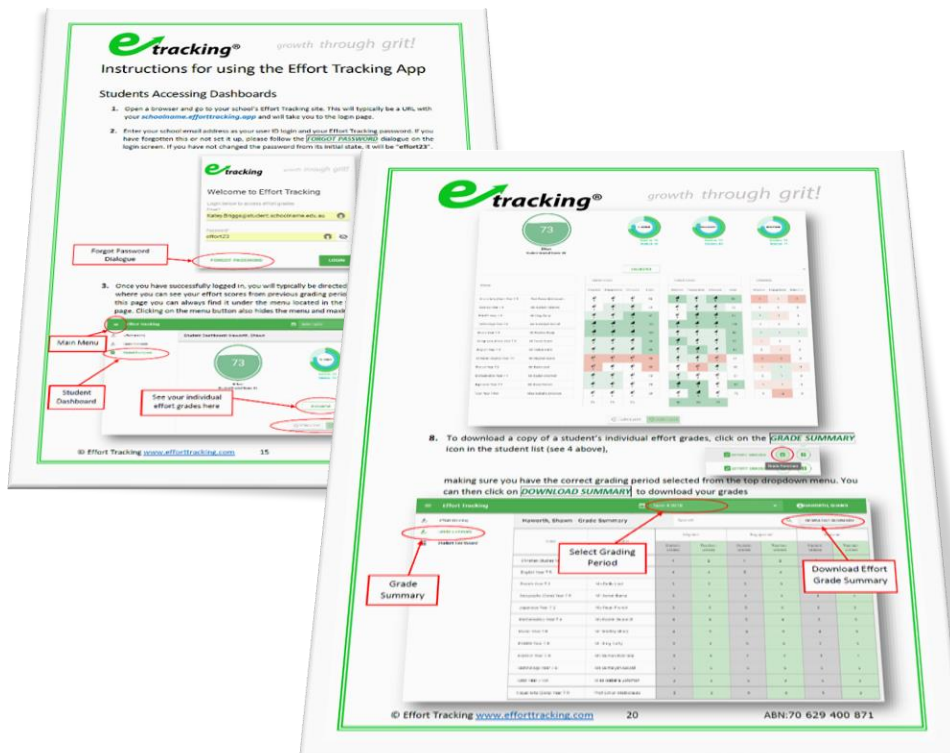
## School Implementation Framework

The Effort Tracking [Implementation Framework](#) has been developed to help and support schools to implement a school-wide Effort Tracking program. It is divided into three phases: Planning, Pilot Program and Full-scale Implementation. It steps through and details all stages and considerations, required to successfully implementing Effort Tracking in your school.



## Effort Tracking User Manual

The Effort Tracking App comes with an extensive User Manual with clear usage instructions for Administrators, Teachers and Students.



For further information about Effort Tracking, [visit our website](http://www.efforttracking.com) or email [admin@efforttracking.com](mailto:admin@efforttracking.com).

We look forward to hearing from you.

